



GENRES IN ART

PORTRAIT

RELIGIOUS &  
HISTORICAL

LANDSCAPE

STILL LIFE

A LEVEL ART

IMAGINATION  
SKILLS  
KNOWLEDGE  
INSPIRATION  
MEDIA

1



ENRICHMENT ACTIVITIES:  
Galleries and Museums

2



DISCOVERING

NEW MEDIA:

Research

Investigate

Experiment

3



# KNOWLEDGE



## Exploring genres in Art

Throughout History, the main genres of art have been constantly rearrange in terms of importance, depending on their significance to the time period and the dominant members of power. There are 4 main genres that we explore as a starting point at A Level:

### Portraiture:

Since the Egyptian period, portraits of iconic leaders and their symbols of power have been held in high regard. It wasn't until after the industrial revolution that artists could be commissioned by wealthy business owners and the middle classes to create portraits. Whether it is a portrait painted of the Queen or a self portrait of an artist, they carry an emotional connection that is about much more than just creating a likeness. The portrait can convey emotion, atmosphere and identity. Within their narrative they can also depict social status, personality and message.



### Religious/Historical:

These were traditionally artworks used to tell stories on church walls or to celebrate the importance and wealth of Rulers. The most expensive commissions of the time, they were used to depict wealth, status and power.



## Landscape:

We all have a connection to the landscape, where we live and the places we have visited influence our understanding of the environment. The colours of a sunset, changing seasons, time of day, weather conditions, perspective; all play an important role within the depiction of a landscape. Traditionally landscapes were used as settings and backgrounds throughout the middle ages and Renaissance periods, they were not held in such high regard as religious paintings or portraits.



## Still Life:

The classic still life; flowers in a vase. Fruit on a plate and a glass of water...

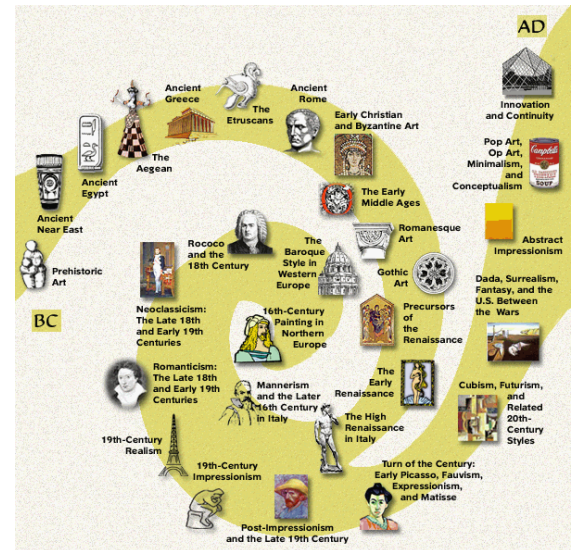
Historically still life paintings were of the lowest value in terms of importance and skill. The selection of objects and their symbolic meaning were often explored within Vanitas and Allegory paintings. Many artists explore the rules of composition, depiction of form and modelling through exploration of colour and light. There are many rules and theories behind Still Life painting that have been explored throughout time.



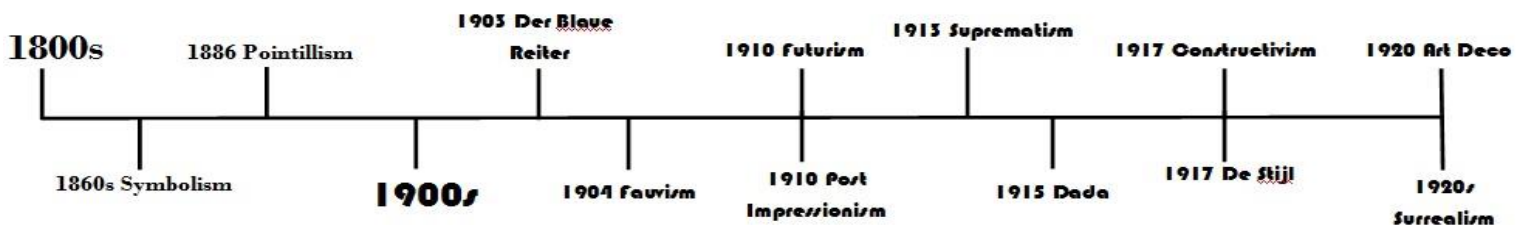
## RESEARCH TASK: Deepening your knowledge

Find out as much as you can about the genres above and create a powerpoint presentation of research that includes the following information:


- Key dates and famous works of Art
- Show historical periods on a timeline
- Find artists and artworks that interest you
- Start to find out about the most famous Art movements in Art History
- Investigate an Art movement related to a genre of interest



## Modernist Art Movements



# GALLERIES AND MUSEUMS



## VIRTUAL TOURS: Discover Artists

**Explore Museums and Galleries: Develop an appreciation of Art History**

**Museums and galleries provide a wealth of inspiration and information for young Artists. They are a great source of inspiration when developing projects and discovering Artists can greatly enrich every aspect of your work.**

Virtual tours and websites are a great way of exploring famous galleries, museums and works of Art. From ancient Art, Great Masters, to modern and contemporary Artists; all have something to offer the Art student. A great Art student develops their appreciation of Art history and utilises it to enrich and inform their own work. Understanding Art in context is also a vital skill as it helps us to understand When, how and why works of art were made.

**Follow the links to discover the galleries...**

**WORLD FAMOUS GALLERIES AND MUSEUMS:**

**TATE MODERN:**

<https://www.tate.org.uk/art>

**TATE BRITAIN:**

[https://www.tate.org.uk/whatson?daterange=today&gallery\\_group=tate\\_britain](https://www.tate.org.uk/whatson?daterange=today&gallery_group=tate_britain)

**THE NATIONAL GALLERY:**

<https://www.nationalgallery.org.uk/visiting/virtual-tours>

**THE NATIONAL PORTRAIT GALLERY:**

<https://www.npg.org.uk/whatson/exhibitions/2001/mirror-mirror-self-portraits-by-women-artists/virtual-tour.php>

**THE FITZWILLIAM MUSEUM:**

<https://www.fitzmuseum.cam.ac.uk/onlineresources/prints>

**THE SAATCHI GALLERY:**

[https://www.saatchigallery.com/video\\_tours.php](https://www.saatchigallery.com/video_tours.php)

**THE HAYWARD GALLERY:**

<https://www.southbankcentre.co.uk/blog/among-trees-virtual-tour>

# DISCOVER NEW MEDIA AND TECHNIQUES

Learning about new media, processes and techniques is an exciting part of your A Level studies. You can experiment independently, investigate the techniques of Artists, watch utube clips, attend workshops or purchase great books on how use a wide range of new media...

## CHALK AND CHARCOAL:

<https://mymodernmet.com/charcoal-drawing/>

## UNDER PAINTING OIL PAINTING TECHNIQUES: PORTRAIT

<https://www.youtube.com/watch?v=yFLYt0-W0QE>

<https://www.youtube.com/watch?v=vGJHIF-uOmM>

## ALAPRIMA TECHNIQUES

<https://www.youtube.com/watch?v=1Sl6M11kkRI>

## WATER COLOUR LANDSCAPES

[https://www.youtube.com/watch?v=X2a7qb\\_NZTY](https://www.youtube.com/watch?v=X2a7qb_NZTY)

<https://www.mybluprint.com/article/how-to-paint-a-watercolor-landscape-in-just-5-steps>

## CLAY HEADS

<https://www.youtube.com/watch?v=6dnyYu4Ff7U>

