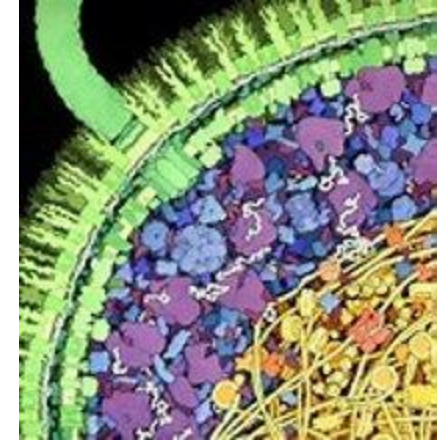


CTEC Double Illustration Holiday work

CTEC double –illustration unit holiday work

١٠
١١

Unit 32 - Illustration holiday work



- **Research Task 1** - What is illustration: A4 page. You will need to:
 - Include a definition of 'Illustration' and some information. Add images and include a bibliography

- **Research Task 2** – Annotated Moodboard
 - (use several of the illustrators listed on the next slides as well as some of your own)
 - fill a 2 x A4 pages (DPS) either electronic or traditional pasting. Whatever is your preferred way to present
 - Images big enough to view clearly
 - At least 12 images
 - At least 6 different illustrators included
 - Include a range of illustrators from scientific illustrators, medical illustrators, historical illustrations etc
 - Annotate the moodboard with Who/What/Why (see teacher example:
 - A Bibliography of research sources i.e. the websites you obtained images from. This will be an ongoing bibliography and should be saved as a bibliography document for illustration project

- Who – the name of the illustrator
- What – what do they illustrate, the subject matter and the purpose of the illustration
- Why – why have you chosen them?

List of illustrators to use for moodboard


Scientific illustrators – historical	<u>Medical Illustrators - contemporary</u>	<u>General Illustrators</u>
<ul style="list-style-type: none"> • Ernst Haeckel (marine biologist and artist) • Irving Geis (artist, DNA and proteins) • Charles Darwin (biologist, science of evolution) • Alfred Russel Wallace (biologist and illustrator) • Martin Lister & daughters (C17th) • John Audubon (Birds of America) • Philip Henry Gosse • Sarah Ann Drake (Botanical illustrator) 	<p>Dee McLean Peg Gerrity David Goodsell Alex Baker Cynthia Turner Edmond Alexander Eschel Ben-Jacobs Angela Canada-Hopkins Steve Gschmeissner</p>	<p>HR Giger William Blake Maurice Sendak Quentin Blake Theodor Geisel</p>
Modern Illustrators	Art – theme of Biology	<u>Botanical Illustrators</u>
<p>Takahiro Ki mura Anna Parini Rui Ricardo Caitlin Hackett Tatsuro Kiuchi Gabriel Moreno</p>	<p>Erica Daley Karen Margolis Christina Dervin Amanda Kwieraga Jacques Deshaies</p>	<ul style="list-style-type: none"> • Shirley Sherwood • Sarah Graham • Julia Trickey • Susanna Blaxhill

Scientific illustrators – historical

John Audubon



Sarah Ann Drake





Alfred Russel Wallace



Charles Darwin

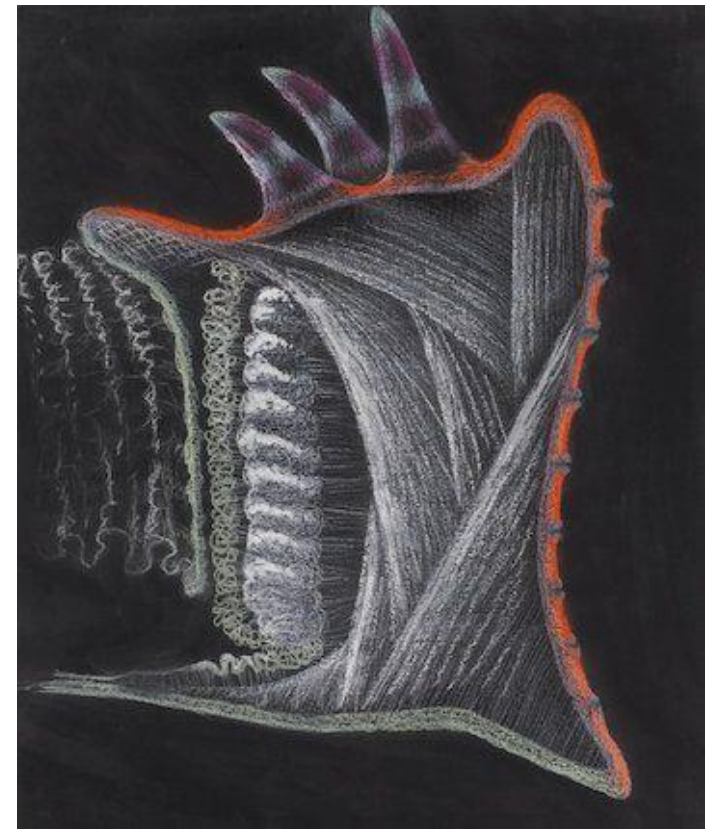
Irving Geis





Dee McLean

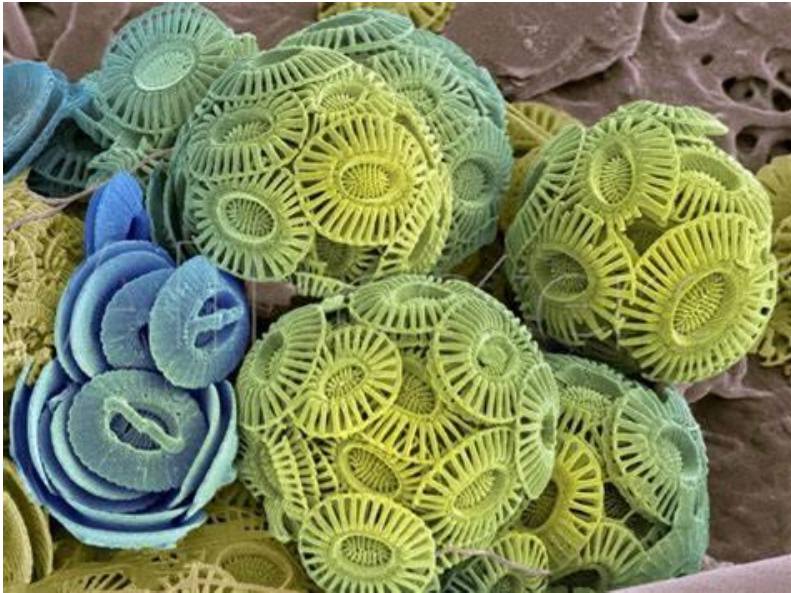
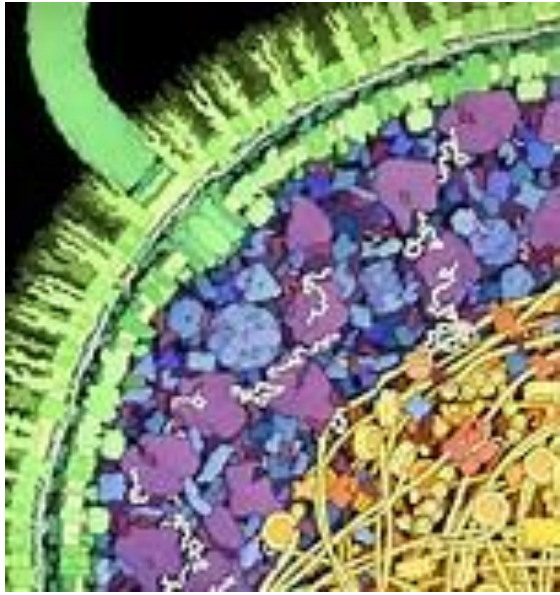
Philip Henry Gosse

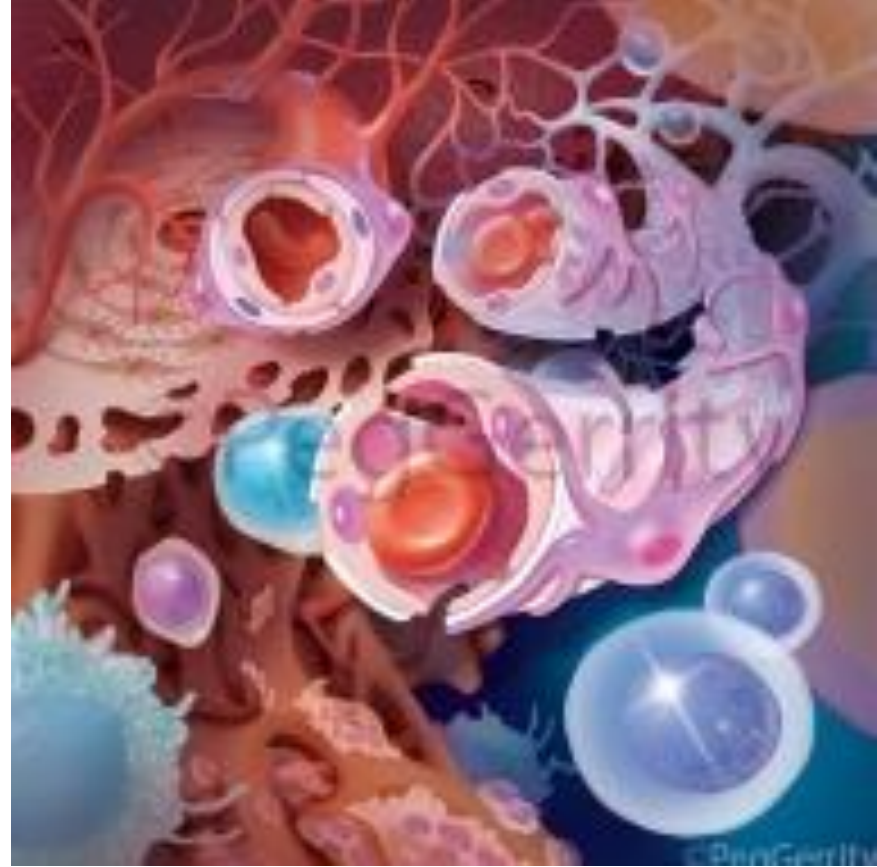
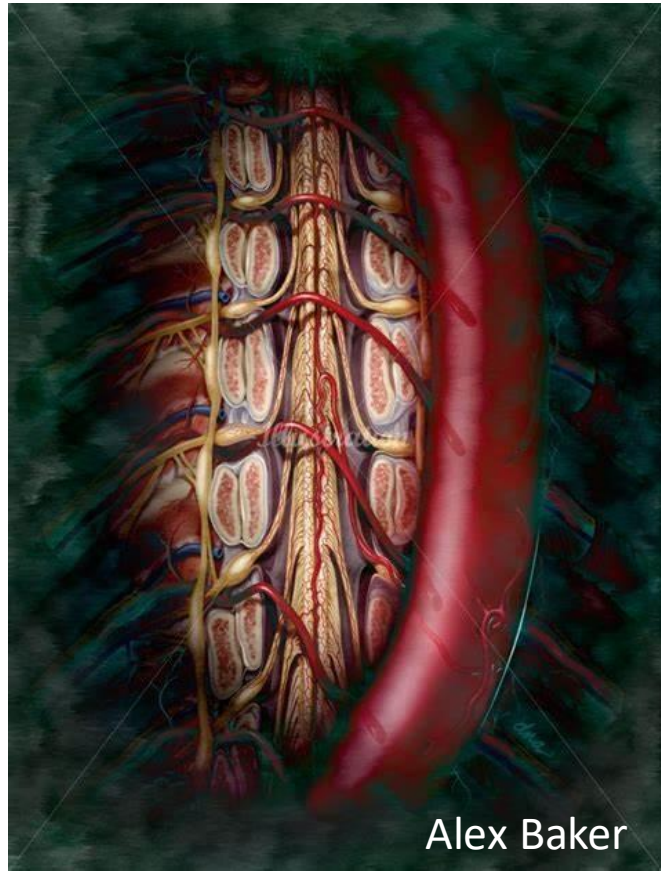
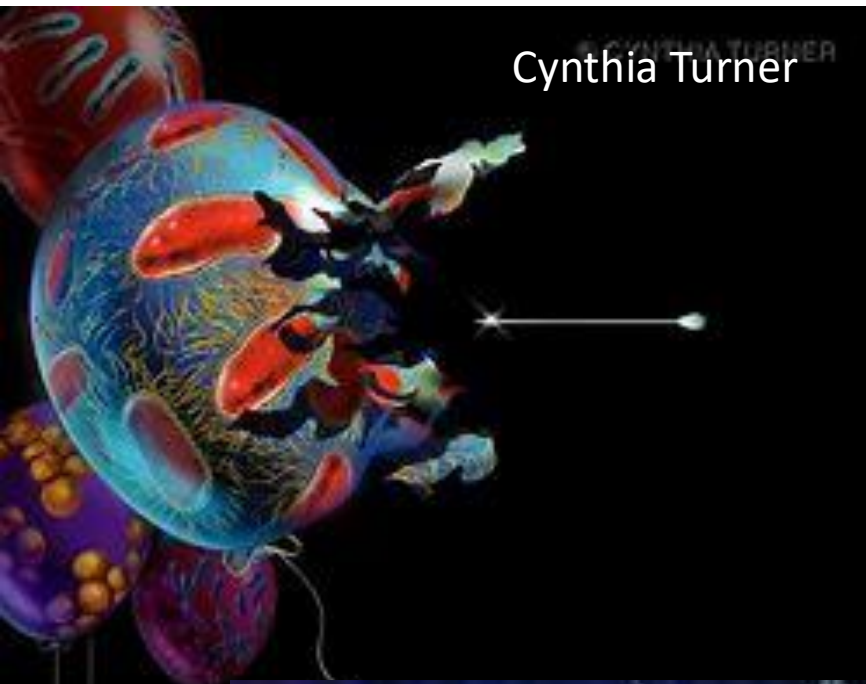


Ernst Haeckel



Anne Lister





General Illustrators


Maurice
Sendak



HR Giger



Eric
Carle



William Blake




Quentin
Blake



Theodor
Geisel

Modern Illustrators




Takahiro Ki mur

Tatsuro
Kiuchi



Rui
Ricardo




Caitlin
Hackett

Gabriel
Moreno



-CHAMPIONS FOR LIFE-

Art – theme of Biology



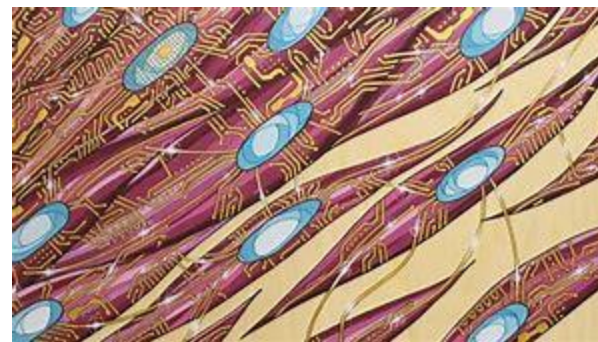
Erica Daley



Jacques Deshaies



Karen
Margolis



Amanda Kwieraga





Christina Dervin

Contemporary botanical Illustrators

<https://shirleysherwood.com/About-Shirley-Sherwood>

Learning objective:

To learn about the work of
Contemporary botanical artists &
develop your observational
responses.



Sarah Graham

<https://www.grahamgallery.co.uk/>

Born in Edinburgh 1973
Natural forms, insects and the
plant world are her source of
inspiration.



'Focusing in or
enlarging these finds
permits me to
paraphrase them
into 'abstract'
motifs'.

Julia Trickey

<https://www.juliatrickey.co.uk/>

Born 1964 London, UK



Julia Trickey is a botanical artist and experienced tutor who loves to **depict less than perfect subjects**, often depicting them larger than life.



Thomas Darnell

(b1958) is an American artist known for his oil paintings of figurative landscapes and flowers.



Large scale,
incredibly detailed.

‘Sometimes they
appear half
dissolved and
others fully
realised’.




‘Flowers symbolise
human enlightenment
and serve as brief
reminders of the
highest aspects of our
nature: love and joy’.

Susannah Blaxhill b. 1954 Australia

<https://blaxill.com>



I first became interested in plants, their colour, form and structure during my early experience as a gardener, when I lived and worked in England.



I was interested in the perfection of bud, flower and emerging leaves. Slowly I began to see the extraordinary beauty in the entire life cycle of each plant and by closely observing this cycle, the next step was to record aspects of this transition from newborn radiance to the exquisiteness of old age.

Types of

Illustration definition with illustrations is a decorative incorporation or visual representation of text, images or images designed for integration in published media, such as, posters, flyers, magazines, books, teaching materials, advertisements, video games and

Illustration has developed massively with new advances in printing technology its importance in different fields of illustration there are the main types of illustration, traditional illustration and modern drawing. A whole new array of illustration techniques has blossomed, offering the possibilities and styles. Various illustration software include Photoshop, Illustrator and Inkscape etc.

TRADITIONAL ILLUSTRATION

Woodcut illustration as one of the oldest techniques that was popularised upon the invention of the printing press. Wood carved illustrations were used largely for book production for multiple illustrations to produce many identical copies. It gives a rustic, rough appearance, characterised by thick lines and contrasts obtained between different planes of the print.

Pencil illustration as a well known medium used by artists and illustrators and paper is the primary receiving a context simply. Pencil allows a variety of effects, shades and lines, you can use pencil on a large colour to achieve the same effect.

Charcoal illustration as charcoal decays due the friction of a pencil but it gives a unique effect with various shades of pencil. Charcoal has good blending properties, often gives a messy look, just try to avoid paper smudging as subjects are often used as a main text.

Lithography illustration as lithography is a type of illustration primarily produced by drawing with stone to create an etched design onto the smooth surface. Originally done on limestone plates with the help of oil, fat or wax. The modern version of this illustration is often done in a digital effect. Lithography is used for printing of many books, this is especially used when colours are involved in the illustration.

Illustration

Watercolor illustration as watercolor paints offer a soft, delicate, the use of applying water to a pigment or color creates a transparency to the colors. This method offers depth and detail as well as being able to create effects and shading (shades) by the way in which you apply water and more of pigment put over it. Watercolor illustrations give the appearance of being light and airy, a simple way of adding colour that merges well and has a soft finish. Hence why it's primarily used for children's, high-end illustrations and children's books.

Acrylic illustration as acrylic illustration is relatively easy to work with, it is soluble in water so the consistency can be altered depending on the effect or what you are wanting to achieve, but it's water resistant when dry. Acrylic can produce some effects and can be used on many different surfaces.

Pen and ink illustration as this type of illustration is used for precise, highly detailed work. In today's world, more and more from the elements used in a piece, most of these illustrations are done with the colour with varying tones of that colour on a plain background to produce a monochrome effect. This illustration is characterised by detailed fine line and fluid, flowing mark making.

MODERN ILLUSTRATION

Freerhand digital illustration as this technique of illustration on paper, a similar resemblance to printed illustrations on paper, but the process is completely different as it is done digitally. It is done with a large screen or pen tool. Advantages of this method include accessibility to a multitude of different colours, efficiency, smooth lines and effects. Digitally produced can easily be rectified as well as able to be edited. Gradient and shading are also done effortlessly in digital illustration. They are used for many purposes, from children's books and educational books, advertisements.

BIBLIOGRAPHY

http://www.wikipedia.org/wiki/Types_of_illustration
http://www.wikipedia.org/wiki/Types_of_illustration



Illustration definition example



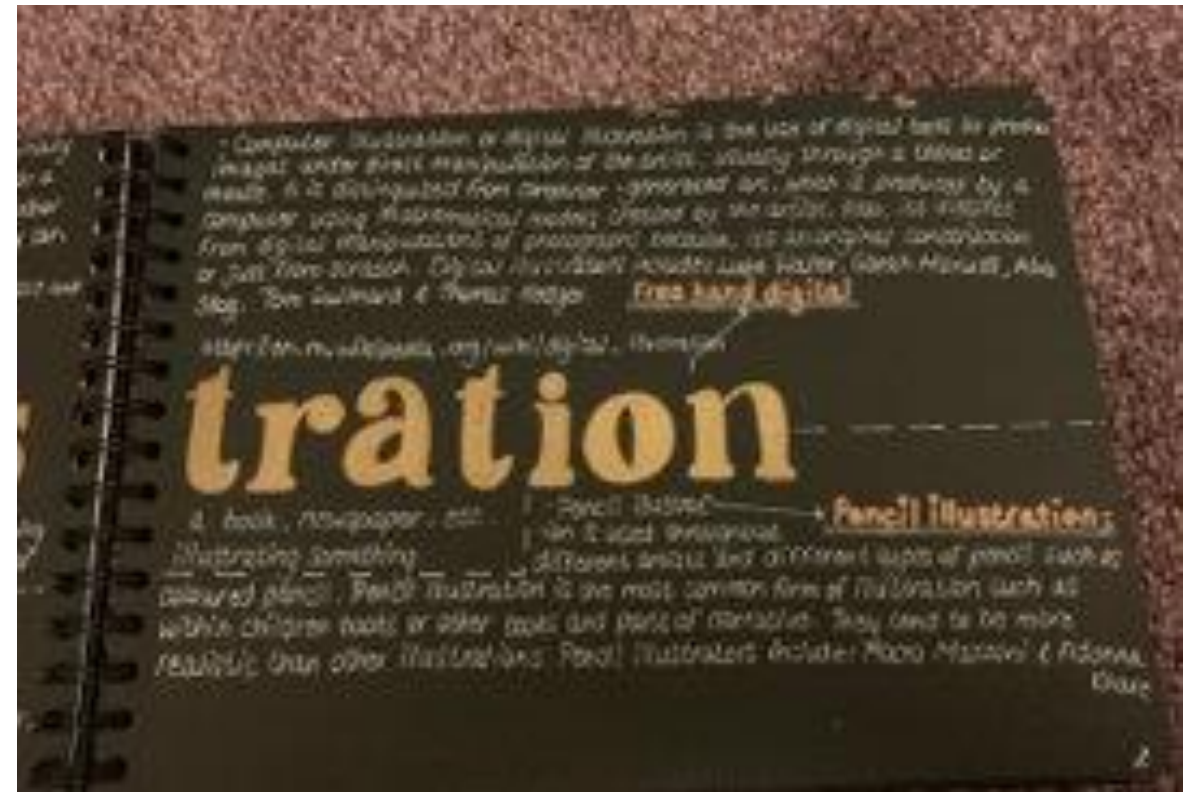
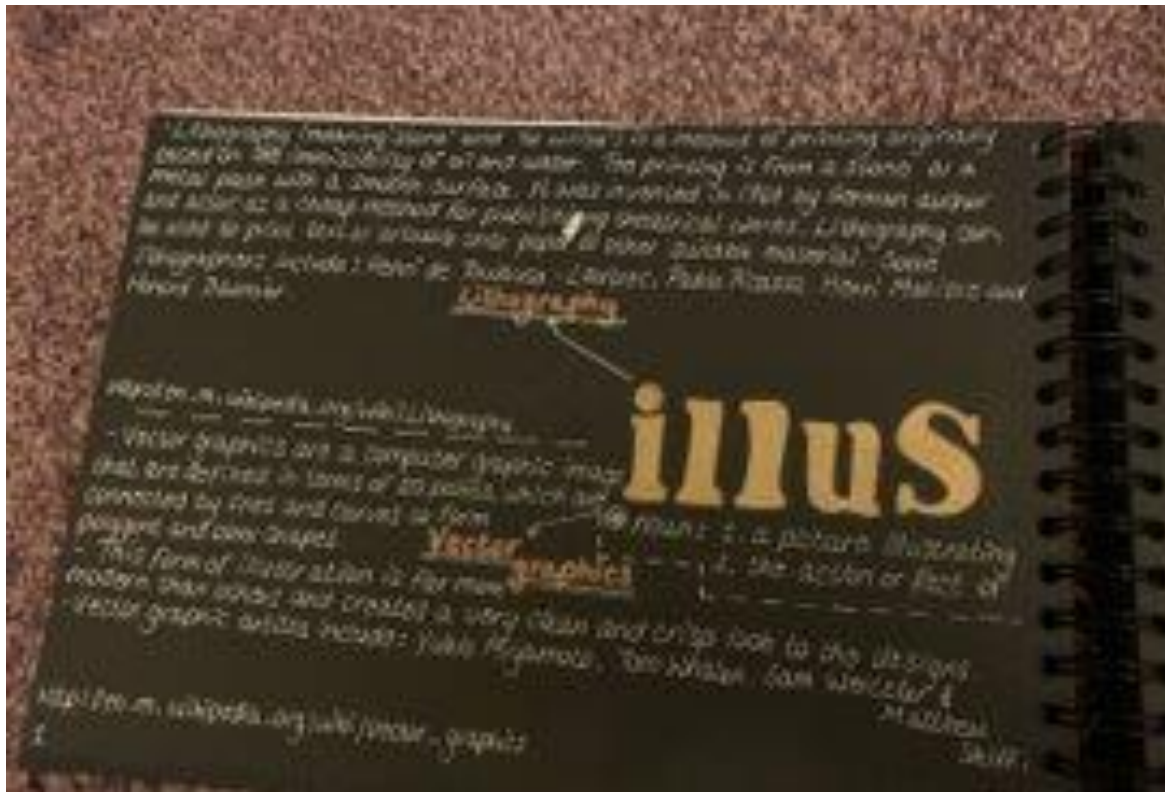


Illustration definition
example



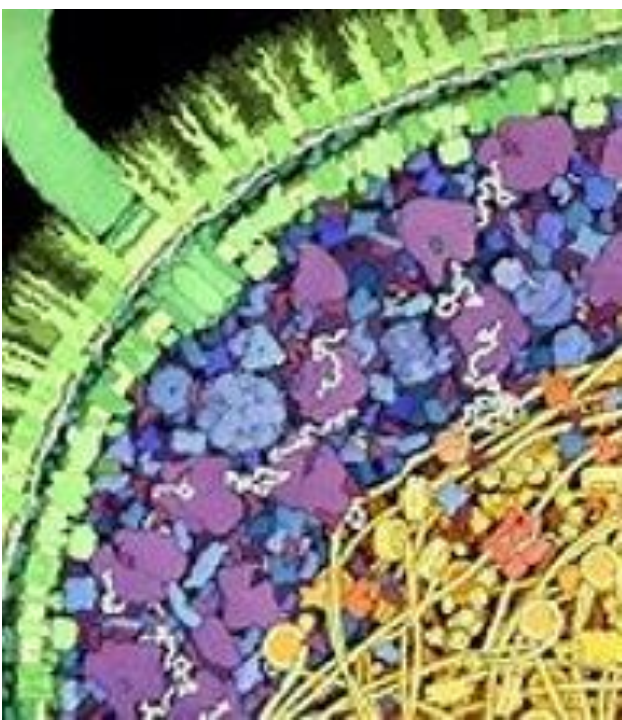
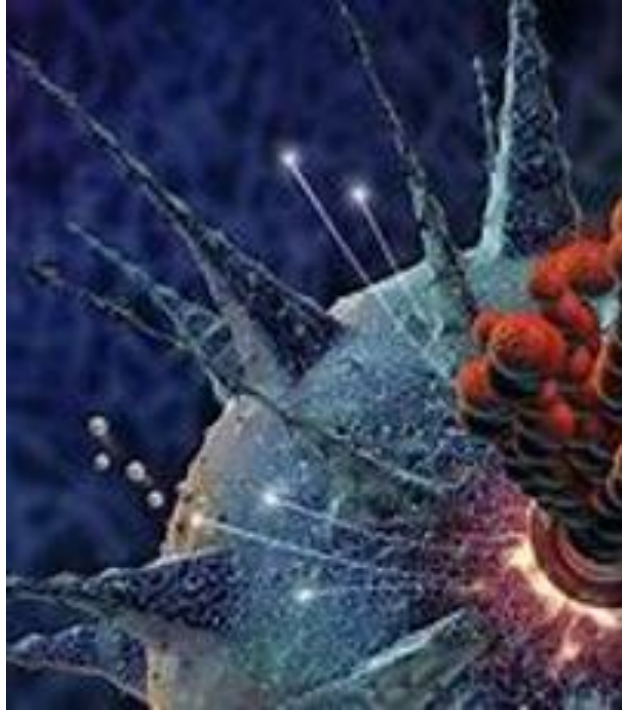


Illustration moodboard.

Note: there is only one example of annotation . You will need to annotate all images and provide a separate bibliography

Karen Margolis – Textile pieces that look like cells, I like the abstract quality and the idea of exploring textile mediums in the exploration of proteins





Phillip Henry Gosse – biological illustrations, I like the white pencil on black

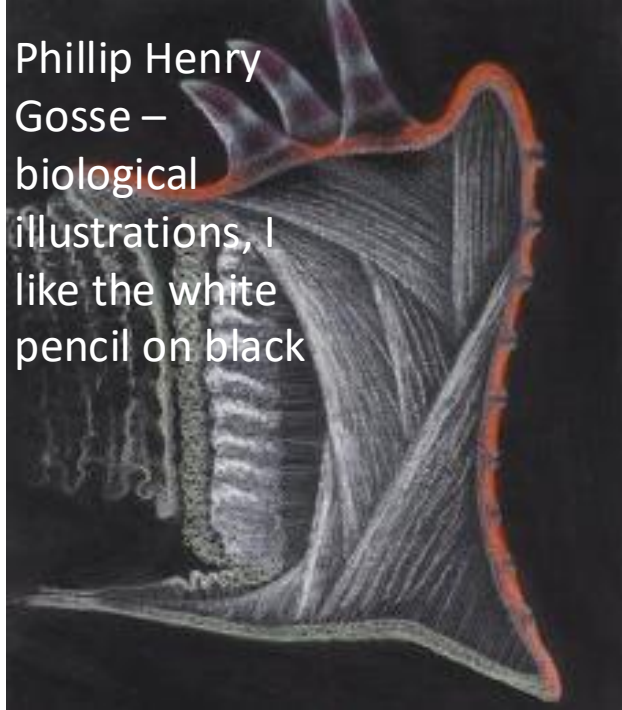


Illustration moodboard

- Note: there is only one example of annotation . You will need to annotate all images and provide a separate bibliography

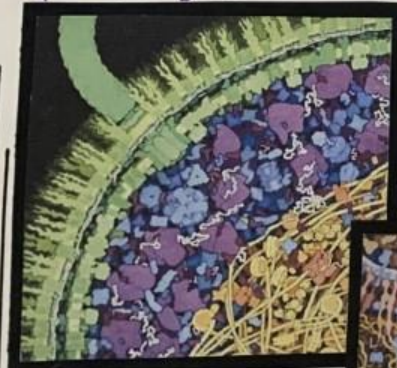


Illustration

An illustration can be perceived as an interpretation by an artist that visually represents an idea; there are multiple different types of illustration such as pencil, paint, collage and digital illustrations.



MARTIN LISTER AND DAUGHTERS ~ Lister is known for being the father of conchology and was a prolific natural historian in the 17th century. He taught his two daughters how to draw his findings as a way of recording them. I like these analytical illustrations of real shells and creatures, since the contrast in tonal values highlights their unique form.



DAVID GOODSELL ~ Taught to paint by his grandfather, Goodsell creates art of microscopic structures with watercolour. He majored in chemistry and biology, however not in art.

I find his work intriguing because he is looking from both a scientific and artistic view

CHRISTINA DERVIN ~ Dervin has a keen interest in both photography and biological drawings which led to her mainly focusing on the human figure in her artwork. She creates her art using a multitude of different mediums such as textiles, photography and printmaking. I enjoy looking at Dervin's work due to the fact that her pieces have several layers to them. This unusual technique gives a sense of depth to the art and creates more interest for the viewer.



Researching these illustrators, has widened my knowledge about different styles and varieties of illustration



GABRIEL MORENO ~ Moreno is a modern Spanish illustrator who has a distinct style of monochrome line art contrasting against his choice of bold colours. I especially like the piece of the woman with the orange background because it almost seems as if the

colour is bursting out of her face like rays of sun light.



Unit 32 - Illustration holiday work recap

- **Research Task 1 - What is illustration: A4 page. You will need to:**
 - Include a definition of 'Illustration'
- **Research Task 2 – Annotated Moodboard**
 - (use several of the illustrators listed on the next slide as well as some of your own)
 - fill a 2 x A4 pages (DPS) either electronic or traditional pasting. Whatever is your preferred way to present
 - Images big enough to view clearly
 - Each section from illustrators to be represented i.e. you must include scientific illustrators, medical illustrators, historical illustrations etc
 - Annotate the moodboard with Who/What/Why:
- Who – the name of the illustrator
- What – what do they illustrate, the subject matter or purpose of illustration
- Why – why have you chosen them?
 - A Bibliography of research sources i.e. the websites you obtained images from. This will be an ongoing bibliography and should be saved as a bibliography document for illustration project
- https://swchs365.sharepoint.com/:p:/r/sites/ArtDepartment/_layouts/15/Doc.aspx?sourcedoc=%7BE4271559-D5C4-4D35-B655-0BD369A82E61%7D&file=CTEC%20single%20lesson%203%20video%20v2.pptx&action=edit&mobileredirect=true

